

# EVENING SCALPER PRO

## Set-up & Strategy Guide

Ver 1.7 - Updated 16/06/2023



# Introduction

---

Welcome to the step-by-step setup instructions for Evening Scalper Pro Expert Advisor. In this guide you'll find a few different sections:

1. In the first section you will find a **general description** of Evening Scalper Pro: on what trading logic this EA is built upon, supported currency pairs, recommended time frame, features, a back-testing video, a profit calculator, and the verified MyFxBook / MQL live signal, as well as a few reviews users, that you might find useful
2. In the second section you will find the **set-up instructions**, where I will walk you through on how to select the correct broker to trade, choosing MetaTrader 4 or 5, installing the EA in your MetaTrader terminal and loading it on your trading charts, as well as VPS information
3. In the third section you will see how to download Evening Scalper Pro and **start your 14 days free trial**, using the website users dashboard
4. In the fourth section you'll find a comprehensive list of the Evening Scalper Pro's **parameters** and options of use, recommended **strategy, risk management**, grid settings, and some bonus tips and tricks
5. In the fifth section you will find instructions on **how to buy** your permanent Evening Scalper Pro license and access the **Telegram private group**



# Introduction

---

6. In the sixth section you will find some **video testimonials** by happy Evening Scalper Pro users, so that you can hear from them amazing success stories using the EA

7. In the seventh section, you will find information regarding our **affiliate program**, and how you can earn up to 50% commissions by referring colleagues/friends/family to Evening Scalper Pro or any of my Expert Advisors

I will try to cover everything relevant to Evening Scalper Pro on this guide, but it is possible that you still have doubts or face some issues while installing, configuring or trading with it. Please, feel free to contact me anytime at **valery@valerytrading.com** and I will be more than happy to help you out

Best wishes,



**Valeriia Mishchenko**

Top-rated MQL developer



# Table of contents

---

This is a summary of what you will find in this guide (you can click on each title to skip directly to that page):

- **Evening Scalper Pro Expert Advisor**
  - [Description video](#)
  - [Features](#)
  - [MQL live signal](#)
  - [MyFxBook track record](#)
  - [Back-testing video](#)
  - [Profit calculator](#)
  - [Client reviews](#)
- **Set-up**
  - [Download Evening Scalper Pro](#)
  - [How to select a broker](#)
  - [VPS \(Virtual private server\)](#)
  - [How to activate your ValeryVPS](#)
  - [How to choose MetaTrader 4 vs 5](#)
  - [How to set-up video](#)
  - [How to allow web requests](#)
  - [How to enable automated trading](#)
  - [How to install the EA](#)
  - [How to open a chart](#)
  - [How to load an EA on your chart](#)
  - [How to configure your parameters](#)
  - [Automated trading](#)
  - [How to subscribe to my Telegram channel](#)
- **Free trials**
  - [How to activate trial license \(video\)](#)
  - [How to activate trial license \(images\)](#)
  - [How to fix the "License error!"](#)
  - [Confirmation email](#)
- **Strategy**
  - [Inputs](#)
  - [Parameters](#)
  - [Risk management](#)
  - [Strategy](#)
- **Licenses**
  - [How to buy permanent license](#)
  - [Money-back guarantee](#)
  - [How to activate license \(video\)](#)
  - [How to activate license \(images\)](#)
  - [How to fix the "License error!"](#)
  - [How to join Telegram group](#)
- **Testimonials**
- **Affiliates**
  - [Affiliate program information](#)
  - [How to join affiliate program](#)





**For Free Forex EA, Indicators and more Visit**  
**ForeXCracked.com**

Join Our Telegram Group Chat To Discuss Further About These.

>>>> <https://t.me/fxcracked>

Free trading system, Reviews of Brokers, EA and more.

>>>> <https://www.fxcracked.com>

Our forum

>>>> <https://www.JustForForex.com>

Our Discord Channel



>>>> <https://discord.gg/43P5CRk>

Reliable and Trusted FOREX VPS

>>>> <https://fxvm.net/>

Our Trusted Broker List



>>>> <http://bit.ly/Trusted-Brokers>

	Min Deposit of 5\$ Allow Cent Account Levergae up to 1:888	<a href="#">Register</a>
	Min Deposit of 20\$ Allow USA Traders Levergae up to 1:500	<a href="#">Register</a>

## Trusted Forex Signals

	 trade_with_sam Earn While Learn ★★★★★ 5.0 (41 reviews)	<b>FOREX SIGNALS</b> 600 to 800 Pips Weekly 90% Accurate
--	---	--

**Free 30\$ No Deposit Forex Bonus**

Get your <b>\$30 Trading Bonus*</b>	 
<small>*T&amp;Cs apply. Forex and CFD trading is high risk and can result in the loss of all your invested capital.</small>	<a href="#">Open an Account</a>

## Description video

---

In this video I explain to you why Evening Scalper Pro is so **different** to other scalpers in the market, how you can verify the track-record of results, how you can download it for free and back-test it as intensively as you want, and all the relevant information to why this one is my **personal favorite** Expert Advisor



## Description

Evening Scalper Pro a **state-of-the-art** mean-reversion trading system that operates during the American trading session. It's very different from most other scalping systems, since it uses a **unique trading logic** on cross pairs that have a strong mean-reverting tendency with **high profit targets**

ESP enters the market with market orders from 19 to 23h, **it does not open trades during rollover (0:00-1:00)**. In terms of a trade duration it's classical scalping: in and out of the trade within a few hours at the most

This EA uses a number of advanced techniques to identify the most accurate points of entry and exit, which is why **win rate is high**

- Supported currency pairs: EURNZD, EURAUD, AUDNZD, NZDCAD, AUDCAD, EURGBP, GBPAUD, GBPCAD
- Recommended time frame: M5

### EVENING SCALPER

Expected lot: 0.01  
Currency pairs: 3  
Leverage: 1:500  
Lots opened: 0.00  
Floating PnL: 0.00  
Comment: ESPro  
GMT offset: +3 (Updated)  
Events found: 12 (2022.08)  
Next even in: 21h05m

>German Manufacturing PMI..

Live trading

v2.26



## Description

- Does not use martingale or grid
- FIFO compatible
- Backtests should be done with Tick Data Suite GMT+2 with US DST. This GMT offset is used by most brokers
- Features
  - One Chart Setup: you only need one chart to trade all symbols
  - Multiple currency pairs support
  - Doesn't open trades during periods of low liquidity and bank rollover (0:00-1:00)
  - Market execution
  - Solid backtest and live performance
  - Advanced News Filter
  - Stock Market Crash Filter
  - Auto GMT detection
  - Self Diagnostic System
  - Negative Swap Filter


### EVENING SCALPER

Expected lot: 0.01  
Currency pairs: 3  
Leverage: 1:500  
Lots opened: 0.00  
Floating PnL: 0.00  
Comment: ESPro  
GMT offset: +3 (Updated)  
Events found: 12 (2022.08)  
Next even in: 21h05m

>German Manufacturing PMI..

[Live trading](#)

v2.26

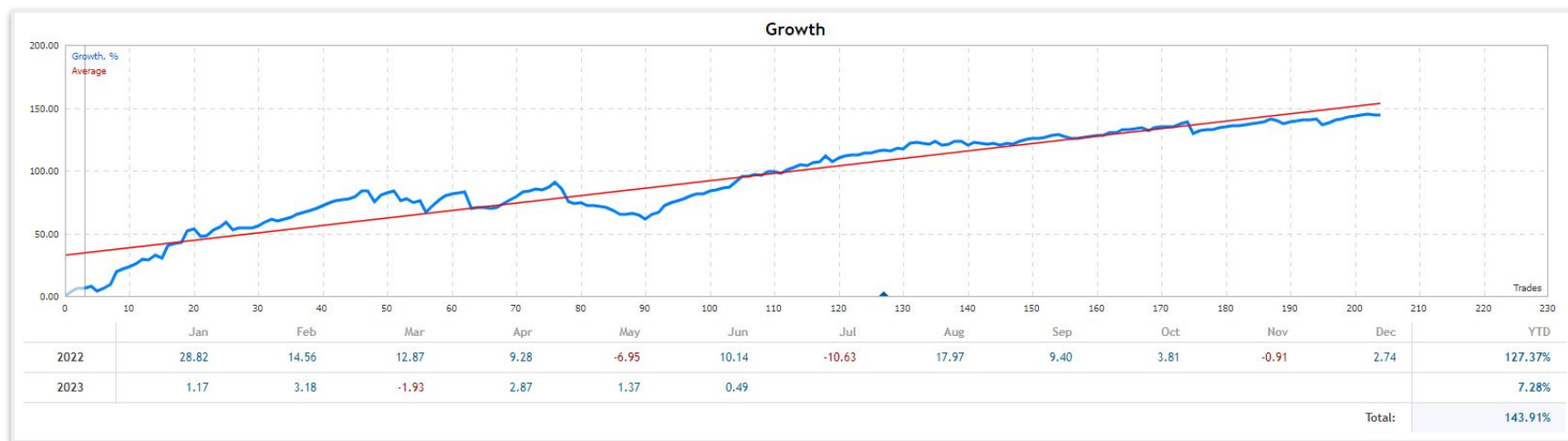


## Verified track record (MQL live signal)

Since being published on December 2021, Evening Scalper Pro has achieved:

- + 143.91% account growth (as of June 2023)
- + 5.10% monthly gain
- 15.62% maximum drawdown

You can verify yourself the track record on [Evening Scalper's Pro MQL live signal](#)



# Verified track record (MyFxBook)

Or on my verified Evening Scalper's Pro MyFxBook record:

- [Evening Scalper Pro Best Pairs](#)
- [Evening Scalper Pro All Pairs](#)



## Back-testing video

---

Past performances is not an indicative of future performances. But in case you're interested, here you have a video showing a live back-test of ESP, using the ['Best Pairs' set](#)

In order for the video to not be too long, the selected period is of 2 years

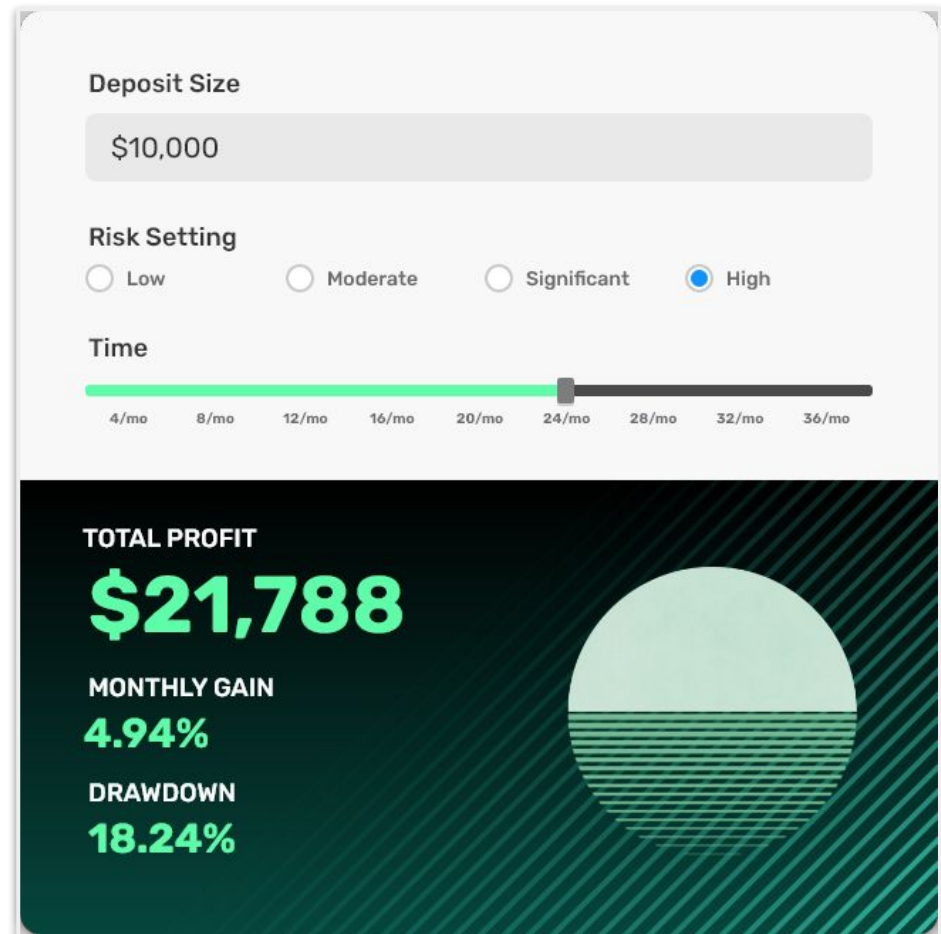


## Profit calculator

Once again: past performances are not indicative of future performances. But if you wanted to make an estimation of your profits by using Evening Scalper Pro, you can use the [Profit Calculator](#) on our website

In order to use it, just input your deposit size, choose between the different risk settings, and move the time bar from left to right

Your estimated total profit will appear on the right hand side of the calculator, along with your estimated monthly gain and estimated drawdown



# Client reviews

Here are some of the reviews that Evening Scalper Pro received by happy clients, on the MQL market both for [MetaTrader 4](#) and [MetaTrader 5](#) versions



Jwheatleytrading 2022.09.06 13:45 # ★★★★★

Great EA. The live signal results show the EA's capabilities! The author and team are by far the best I have dealt with in the forex market. Well recommended

132



Savell Martin 2022.09.05 10:57 # ★★★★★

I love all of Vals EA's! They are pure quality. ESP is another gem! It will not win EVERY trade but it by far wins the majority and makes constant long term profits.

1119



莊順宇 2022.09.05 04:51 # ★★★★★

it's a very clever EA, high accurate

139



Noemie, Evelyn Lemoine 2022.08.08 21:08 # ★★★★★

Very good EA (might be the best on mql5), I've been using it now for 4 months and on some accounts it's getting wonderful results!! Valeria is attentive and always there to improve her EAs if necessary. Thank you very much Valeria!

231



julioneves63 2022.05.19 16:01 # ★★★★★

Valeria professionalism and dedication are awesome. Best in MQL5 no doubt. This EA is still recent but her products are overall some of the best. This one is no doubt very promising (been running for 1 month around) and uses a different system from what I'm used to. It's not the holy grail (it does not exist) and not all days are profit but very happy that I bought it and consider it to be a great addition to a good EA portfolio. 5 stars well deserved and thank you Valeria

295



Siu Cheung Colin Tsui 2022.06.18 06:25 # ★★★★★

Best EA I've ever purchased.

398



# Client reviews



744

**Stanislav Gordienko** 2022.05.08 16:20 # ★★★★★

Valeria is an honest and professional developer of trading systems that make money, not lose money. This scalper deserves the highest rating of all her products. Possibly the best deal on the market.



86

**TrackZ** 2022.05.03 17:09 # ★★★★★

I have been following Valeria's work for several months now via other development and I can only recognize her talent in the development of her systems. The results are always there. All informed trader will recognize a very clean work in the management of the risk and the strategy that wins to be recognized ! The "simple" strategies that work will always be the best over time. Now is not the time to hesitate :-)



432

**Sergei Deviatov** 2022.04.28 15:51 # ★★★★★

It's not the first EA I've bought from Valeria. I have been working with her for more than a year now. She is one of the few authors who actually make profit from trading, not just from selling EAs, and I can see it in my accounts. I think this on its own is enough to pay close attention to her EAs.



513

**Kiel Warren Titus Hudson** 2022.04.15 01:58 # ★★★★★

There is something really special about Val. The quality of EA's she produces are just next level, and the support she provides is top notch. The backtests for this thing is insane. Obviously it's a bit early, but based on everything else she has created, and the polish/quality of each of her products...well this is a no brainer. Get it now before the price increases and enjoy your new found wealth.



460

**Abdelmaseh Adel Azez Abdelmaseh** 2022.04.14 19:20 # ★★★★★

I Trust that all her work is the best and most stable and can be trusted, She is the best




200

**Gints Dobbermans** 2022.04.16 14:29 # ★★★★★

Having very positive experience with all Valeria's previous EAs, I purchased this one without much doubt.



# SET-UP





**For Free Forex EA, Indicators and more Visit**  
**ForeXCracked.com**

Join Our Telegram Group Chat To Discuss Further About These.

>>>> <https://t.me/fxcracked>

Free trading system, Reviews of Brokers, EA and more.

>>>> <https://www.fxcracked.com>

Our forum

>>>> <https://www.JustForForex.com>

Our Discord Channel



>>>> <https://discord.gg/43P5CRk>

Reliable and Trusted FOREX VPS

>>>> <https://fxvm.net/>

Our Trusted Broker List



>>>> <http://bit.ly/Trusted-Brokers>

	Min Deposit of 5\$ Allow Cent Account Levergae up to 1:888	<a href="#">Register</a>
	Min Deposit of 20\$ Allow USA Traders Levergae up to 1:500	<a href="#">Register</a>

## Trusted Forex Signals

	 trade_with_sam Earn While Learn ★★★★★ 5.0 (41 reviews)	<b>FOREX SIGNALS</b> 600 to 800 Pips Weekly 90% Accurate
--	---	--

**Free 30\$ No Deposit Forex Bonus**

Get your <b>\$30 Trading Bonus*</b>	 
<small>*T&amp;Cs apply. Forex and CFD trading is high risk and can result in the loss of all your invested capital.</small>	<a href="#">Open an Account</a>

# Download Evening Scalper Pro

If you haven't downloaded Evening Scalper Pro yet that will be your first step.

Once downloaded, extract the .ZIP files into your desktop or desired folder, and proceed with this guide.

Inside this .ZIP file, you'll find these files:

- Evening Scalper Pro .EX4 (MetaTrader 4)
- Evening Scalper Pro .EX5 (MetaTrader 5)
- Servers.txt
- Evening Scalper Pro set-up guide PDF
- Evening Scalper Pro trading sets

↓ [Download Evening Scalper Pro now](#)



# Brokers selection

Broker selection is essential when it comes to night scalping. It is usually better to go with the most popular brokers that provide better trading conditions. But how can you know which ones provide the best?

There is a [service](#) that can help with that question. These are the best current options:



## Brokers selection

---

The best brokerage options according to trading conditions (in order) are:

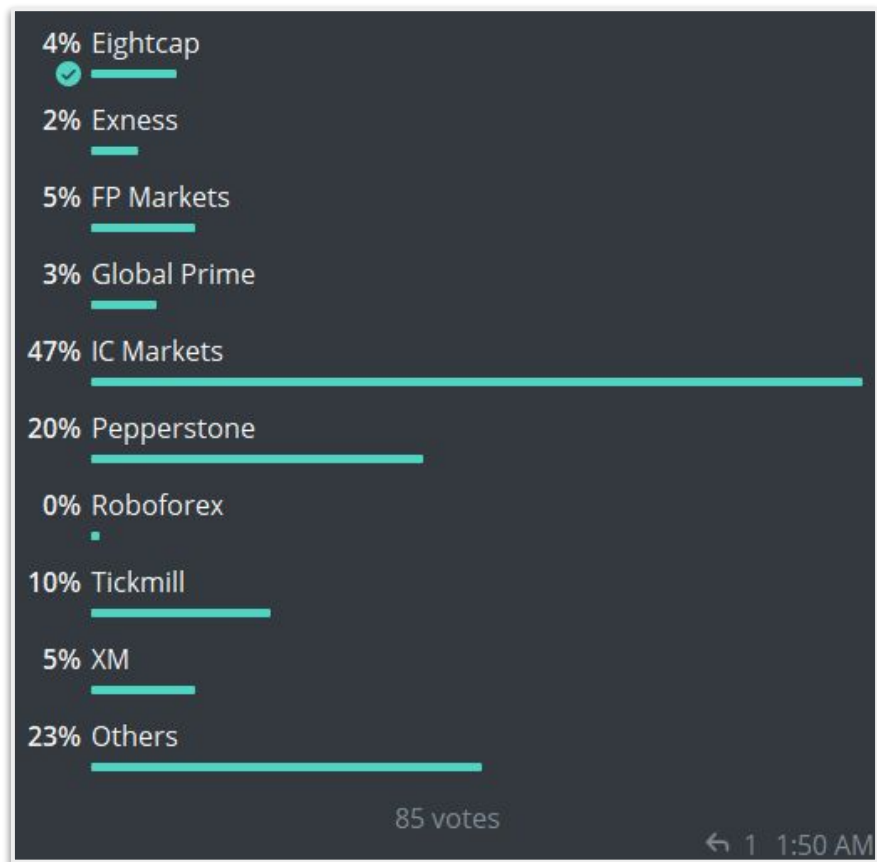
1. [IC Markets](#) (1st option, best conditions not only at night, but overall)
2. [FIBO Group](#) (very good trading conditions at night)
3. [TickMill](#) (good, but a bit worse than the previous two)
4. RannForex (small offshore broker, sometimes with the best trading conditions)
5. XM (very good trading conditions at night)
6. Pepperstone (good option for big lot sizes)
7. MT.COOK (small, but capable broker for professionals)
8. ThinkMarkets
9. AxiTrader
10. Oanda (best available option for US citizens)

Please, do not try to use the EA on brokers with bad conditions during the rollover! Although you will most probably get profit in the long run, your results will be much worse than users of the brokers listed above




## Brokers selection

We recently run a poll on our private Telegram groups, with the question “What is your most profitable brokers with the EA’s?”. These were the results:



## Account deposit/size

We also run a poll where the question was “What is your total trading account size? (of all trading accounts combined). These numbers might help you to decide how much capital you should be investing to trade with my EAs:



## VPS (Virtual Private Server)

---

A VPS (Virtual Private Server) is a virtual machine sold as a service by an Internet hosting service. I strongly recommend you to install EAs on a VPS to ensure they will be able to run continuously without interruptions, or needing to have your PC switched on all day long

So, which VPS server should you choose?

Free Windows-VPS from Amazon or Google is suitable only for one terminal on which the EA is running

Free VPS servers are not suitable for the operation of several terminals or for the full-fledged work of EA, since they are severely limited in computing power and/or the amount of RAM



# VPS (Virtual Private Server)

---

MQL5-VPS has two advantages:

1. Low latency between VPS and trade server
2. You do not need to spend activation to run EA on MQL5-VPS

But MQL5-VPS has significant drawbacks:

1. Very expensive. \$ 15 per month for 1 account, while on one Windows-VPS you can run 10-20 MT4 / MT5 terminals at the same time
2. Inconvenient. You cannot visually observe what is happening in the trading terminal. You can only read the logs. Very often this is not enough to quickly sort out problems that arise

Paid Windows-VPS is the best solution. For 95% of all possible tasks VPS server with 2-4 cores, 4-8 gb RAM and an SSD disk will be enough. On such a VPS, you can easily run 5-10 MT4/MT5 terminals

It is very important that your Windows VPS is close to your broker trading server. This minimizes the delay in trading



# ValeryVPS

---

To make the user experience as effortless as possible, I offer a service of Forex trading Virtual Private Servers (VPS), designed for optimal results, customized with all of my Expert Advisors, and powered by the renowned company ForexVPS.net

**ValeryVPS** is perfect for you if you want to trade with my Expert Advisors already installed & configured, ready to go on a high-performance server, and located as near as possible to the leading Forex brokers

You can get ValeryVPS for **FREE for 6 months**, with the purchase of any of my Expert Advisors

Learn more about it in this introduction video:



## ValeryVPS

---

Once you purchase any of my Expert Advisors licenses, you can get free access to a ValeryVPS server for a period of 6 months. As explained before, this customized server is provided directly by ForexVPS.net

If after your 6 months period you want to extend your subscription, you can do it for **\$30 per month**, by contacting us at [info@valerytrading.com](mailto:info@valerytrading.com)

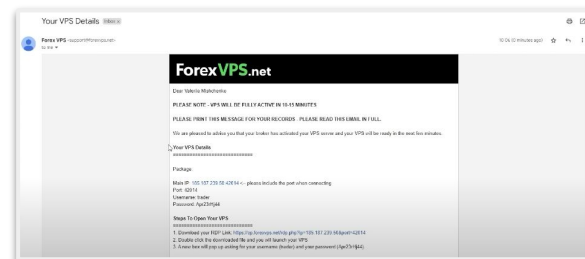
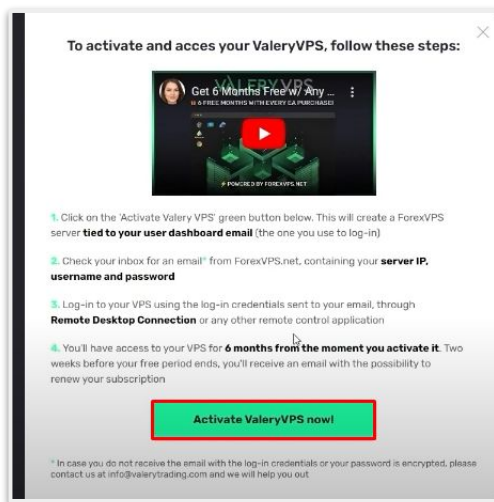
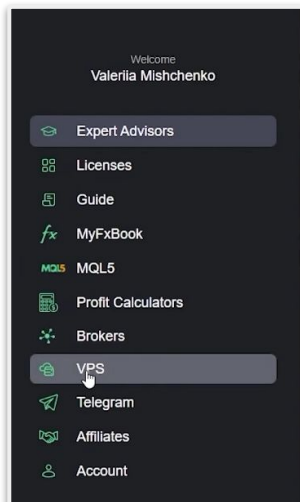
Here's a **step-by-step tutorial video** on how to activate your ValeryVPS:



# How to activate your ValeryVPS

In order to activate your ValeryVPS, follow these steps:

1. Log-in to the [user dashboard](#) on our website. If you do not have an account yet, create one, and make sure you register with the email address you used to purchase the EA/s.
2. Head over to the '[VPS](#)' section of your dashboard, by clicking on the 'VPS' button, on the menu to the left hand side of your dashboard.
3. Click on the '**Activate ValeryVPS**' button and wait for 1 or 2 minutes
4. Check your inbox (email address you use on your dashboard) for an email from **ForexVPS.net** with your login credentials and instructions



# VPS (Virtual Private Server)

---

Here is a list of Windows VPS hosters that I can recommend:

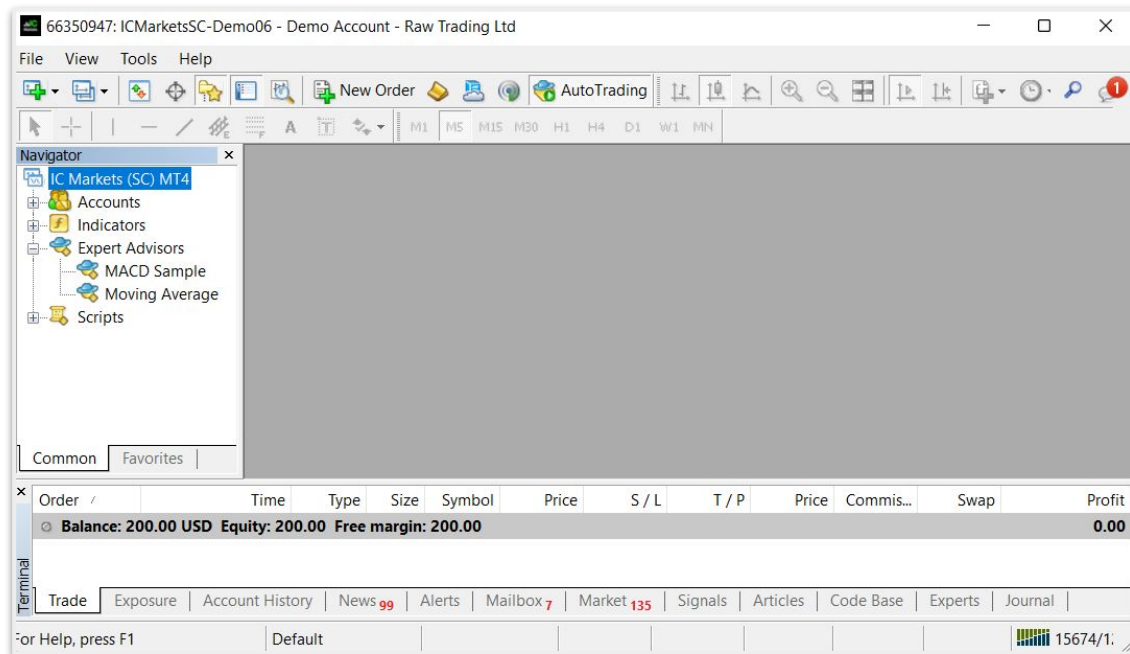
- **Contabo**
  - 4 Core
  - 8GB RAM
  - 200GB
  - \$12/month
  - Ger, USA, MO
- **PowerVPS**
  - 2 Core
  - 5GB RAM
  - 40GB
  - \$12/month
  - Fra, Ger
- **Hyonix**
  - 2 Core
  - 4GB ram
  - 50GB
  - \$12/month
  - UK, USA VA+CA



# Brokers selection

Once you've made your research and decided which broker (or brokers) you will be using for trading, you should then download their MetaTrader 4 or MetaTrader 5 platform, depending on what you prefer

In this example, I will be using MetaTrader 4 platform offered by IC Markets broker. To download it, I just went into the IC Markets website, created an account and downloaded/installed the MT4 on my pc



# MetaTrader 4 vs MetaTrader 5

---

It doesn't matter much whether you use MetaTrader 4 (MT4) or MetaTrader 5 (MT5), as the trading algorithm behind the EAs is the same. All my expert advisors are available for both platforms

There are internal differences between platforms, but it's my work as the developer that you do not notice these

Also, there are sometimes different quotes in MT4 and MT5, but these differences are usually small and random

Most people prefer MT4, as more brokers support it. MT5 has a better tester, which I recommend to use. Please feel free to test for yourself both platforms and decide which one to use



## Set-up video

---

Once you've decided between MetaTrader 4 and 5, proceed to install Evening Scalper Pro

Here is a step-by-step video to help you with that

Each one of these steps is also explained in this section with text and images

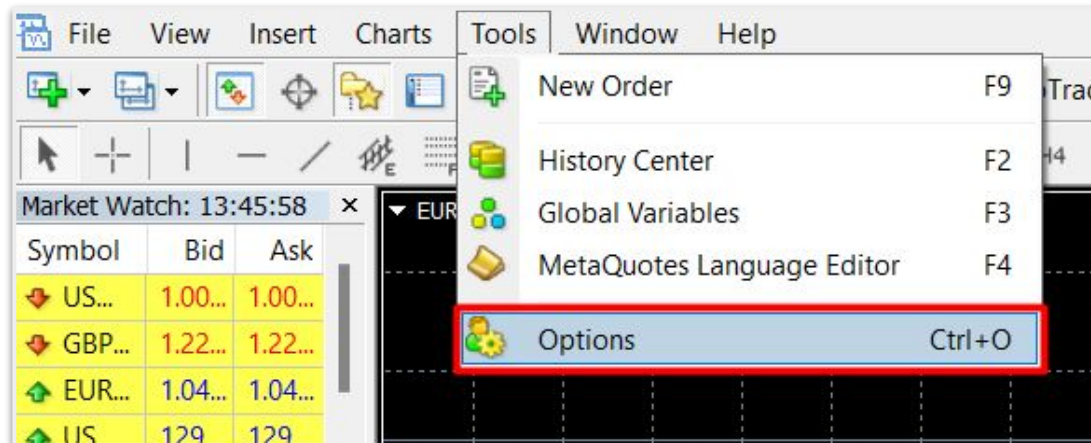


# Allowing web requests

The first step is to allow web requests. Here you will input certain URLs the expert advisor will be making requests in order to work correctly

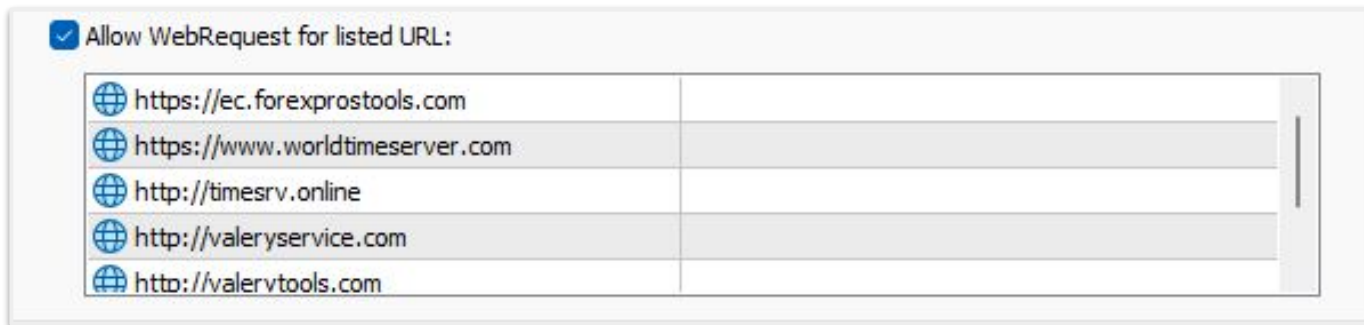
In order to allow them, follow these steps:

1. On your MetaTrader platform, head to the menu on the header, place your mouse over the 'Tools' menu and left-click
2. Head down to the '**Options**' menu and left-click (you can simply press Ctrl+O and the same menu will open)



## Allowing web requests

3. Head over to the 'Expert Advisors' tab on the top menu, and left click
4. Check the '**Allow WebRequest for listed URL**' box
5. Add the following URLs by clicking on the green '+' symbol and copy-pasting one by one :
  - https://ec.forexprostools.com
  - https://www.worldtimeserver.com
  - http://timesrv.online
  - http://valeryservice.com
  - http://valerytools.com
5. Left click on the 'OK' button



Once again, make sure that this option is enabled, as without it, the expert advisor will not be able to work



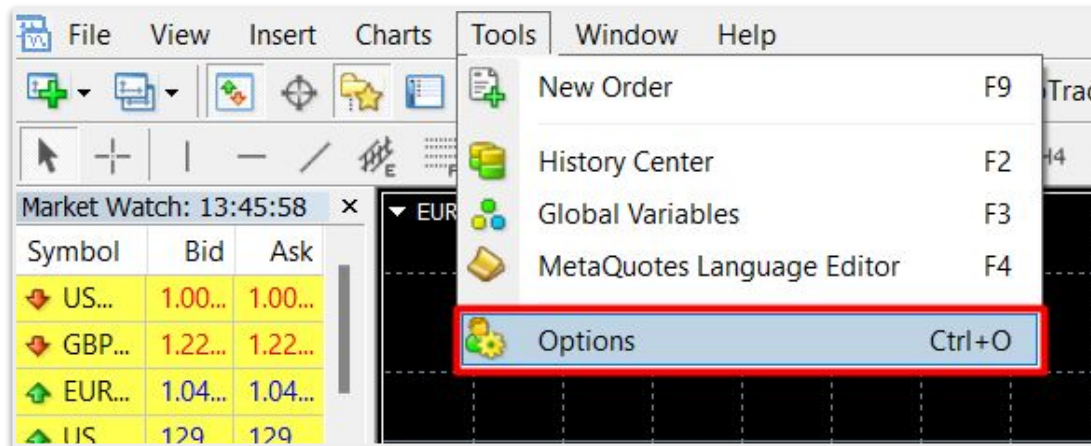
# Enabling automated trading

Once you've installed your preferred broker MetaTrader 4 or 5 platform on your PC and opened an account, it's time to get Evening Scalper Pro ready

Your first step will be to enable auto trading on your MetaTrader platform:

To do so, follow the next steps:

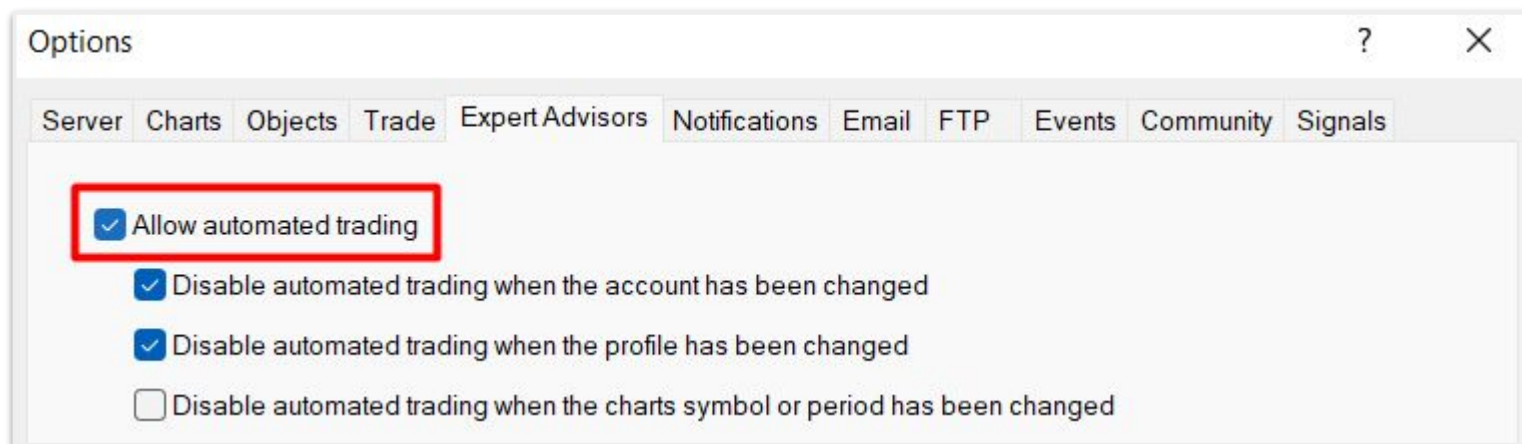
1. On your MetaTrader platform, head to the menu on the header place your mouse over the 'Tools' menu and left-click
2. Head down to the '**Options**' menu and left-click (you can simply press Ctrl+O and the same menu will open)



## Enabling automated trading

---

3. Head over to the 'Expert Advisors' tab on the top menu, and left click.
4. Check the '**Allow automated trading**' box
5. Left click on the 'OK' button



And that 's it!

Make sure that this option is enabled, as without it, the Expert Advisor will not be able to places trades automatically on your account



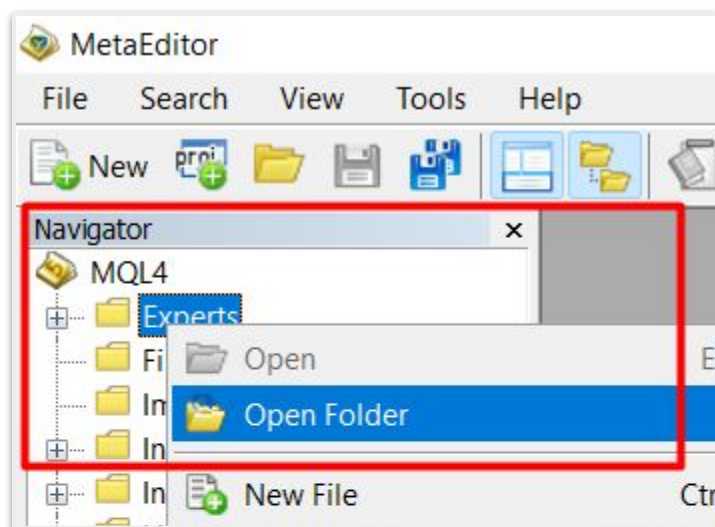
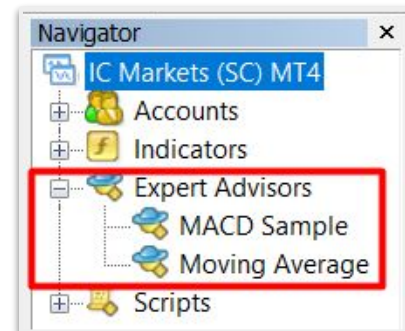
# Installing Evening Scalper Pro

It's time now to install Evening Scalper Pro on your MetaTrader terminal

Your Expert Advisors are visible on the **navigator** on the left-hand side of the MT terminal. In case you do not see it on your screen, open it by pressing CTRL+N

Once you've located your navigator, follow these steps:

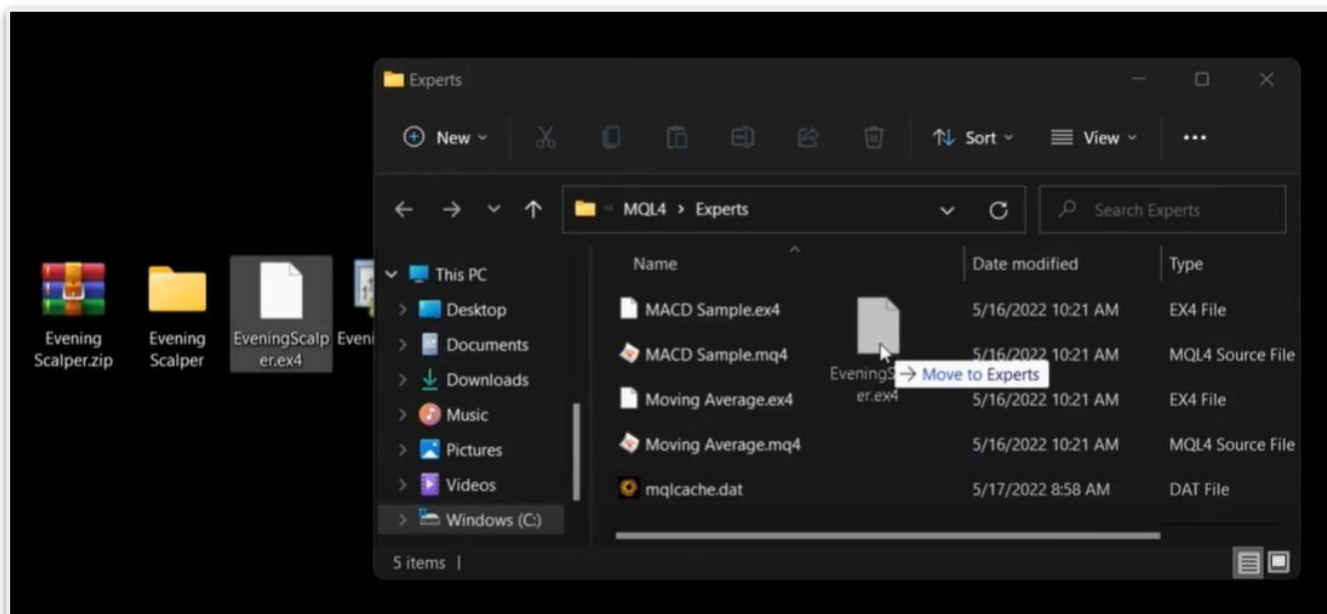
1. Press F4 to open the MetaEditor
2. Locate the 'Experts' folder on the left hand side of the MetaEditor window
3. Right click on the 'Experts' folder and click on 'Open folder'



# Installing Evening Scalper Pro

Once you click on 'Open folder' a folder containing all of your terminal's Expert Advisor files will open

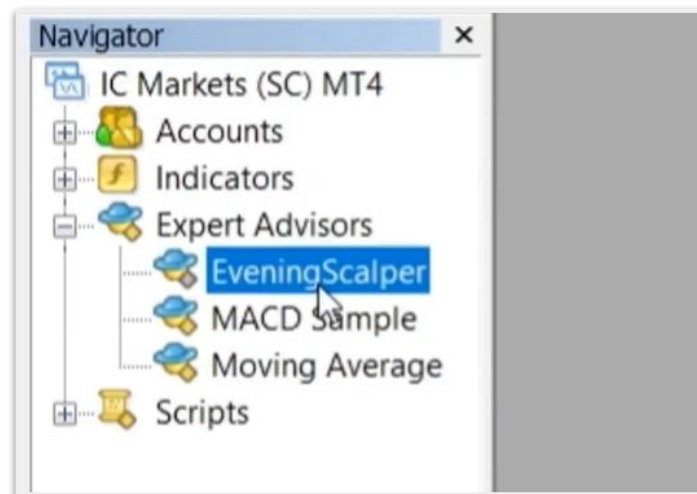
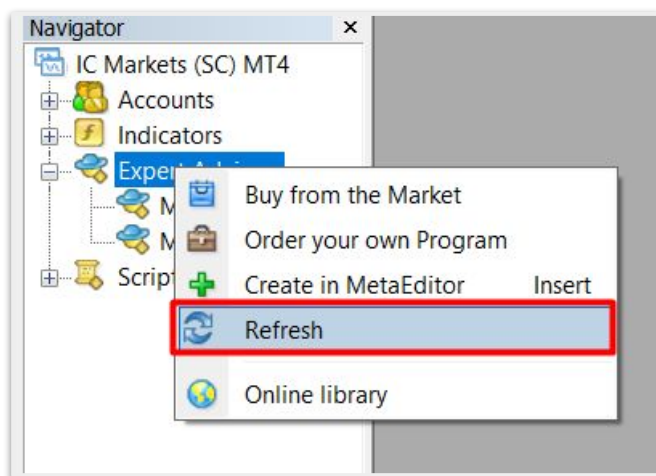
What you need to do now is simply drag or copy & paste the .ex4 or .ex5 Evening Scalper Pro file (depending if you're using MetaTrader 4 or MetaTrader 5 platform) to this folder, and close it



# Installing Evening Scalper Pro

Once drag or paste the EA file into your Experts folder, head back again to your MetaTrader terminal and follow these steps:

1. Go to your navigator and place your mouse above the Expert Advisors menu
2. Right click on the Expert Advisors menu
3. Click on '**Refresh**'
4. Evening Scalper Pro will now appear below the Expert Advisors menu



## Opening a chart

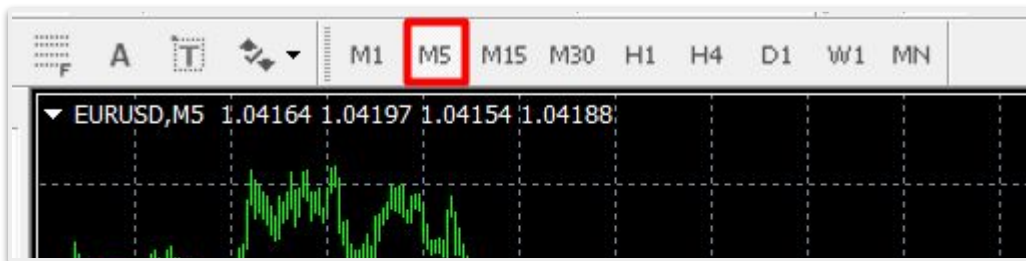
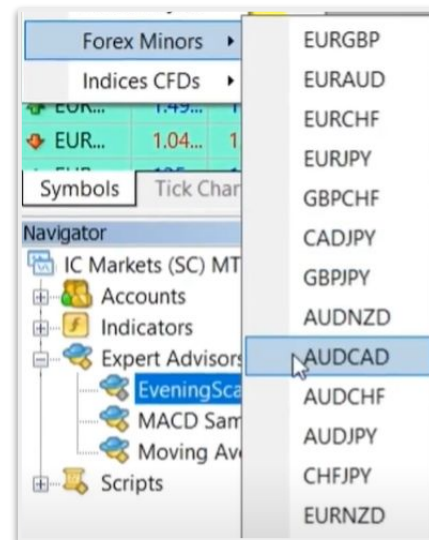
The next step is to open a market chart where you will later load the EA in order to trade. To do so head over to the icons menu on the top of your MetaTrader terminal and click on the 'Open a new chart' one:



A list of the major/minor FX currency pairs will be displayed now. Evening Scalper Pro supports EURNZD, EURAUD, AUDNZD, NZDCAD, AUDCAD, EURGBP, GBPAUD, GBPCAD . For this example, I will open a AUDCAD chart

The next step will be to define a timeframe for this chart. To do so, head over to the menu above the chart and choose your desired timeframe, which range from M1 (one minute) to MN (monthly, and select the one you want to work with

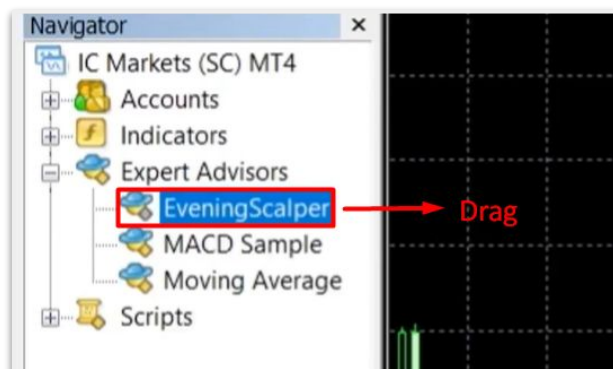
Evening Scalper Pro's recommended timeframe is M5 so, I will be setting it up on M5 (five minutes)



# Loading Evening Scalper Pro into the chart

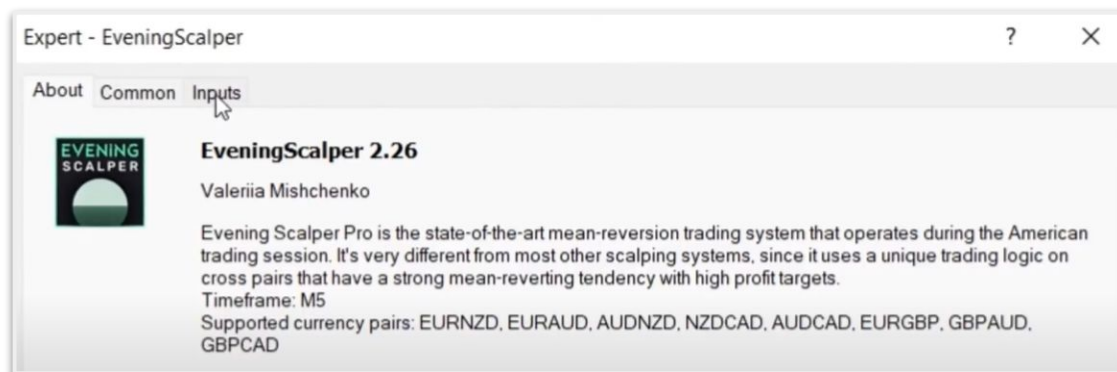
Once your chart is set up, you're now ready to load Evening Scalper Pro into it

Doing it is really simple: just click on the EA name on the 'Experts' menu inside the navigator, and **drag** it to the chart



Once you drop the EA on the chart, a window with the following tabs will pop on your screen:

1. About
2. Common
3. **Inputs (explained on the next page)**

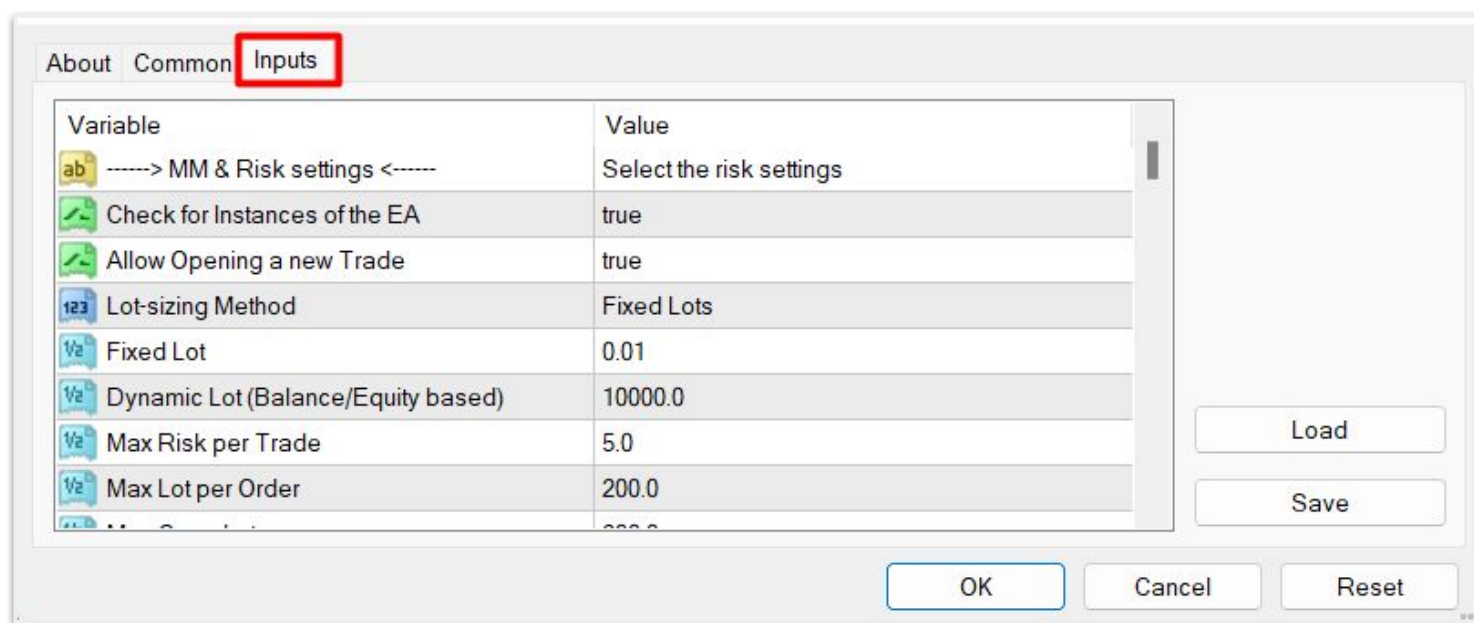


# Configuration of parameters

If you head to the 'Inputs' tab, you will see all the configurable parameters


Loaded values are the default ones for the strategy. You can either use Evening Scalper Pro with these parameters, or modify them to best fit your specific needs

You'll find a comprehensive list the EA parameters and options of use inside the strategy section, later in this guide



# Automated trading

Whether you decide to go with the preloaded parameters or modify them, you will need to click on the 'OK' button and then everything will be ready for your EA to start trading automatically on your account, which looks something like this:



To verify that everything is set up correctly in case of MT 4, you can check if there is a smiley or a sad face next to the EA name on the top hand-right side of your chart. A smiley face means everything is ok, and a sad face means there is some configuration error



## Staying updated (Telegram channel)

Finally, I can not recommend you enough to follow my [Telegram announcement channel](#)

Why?

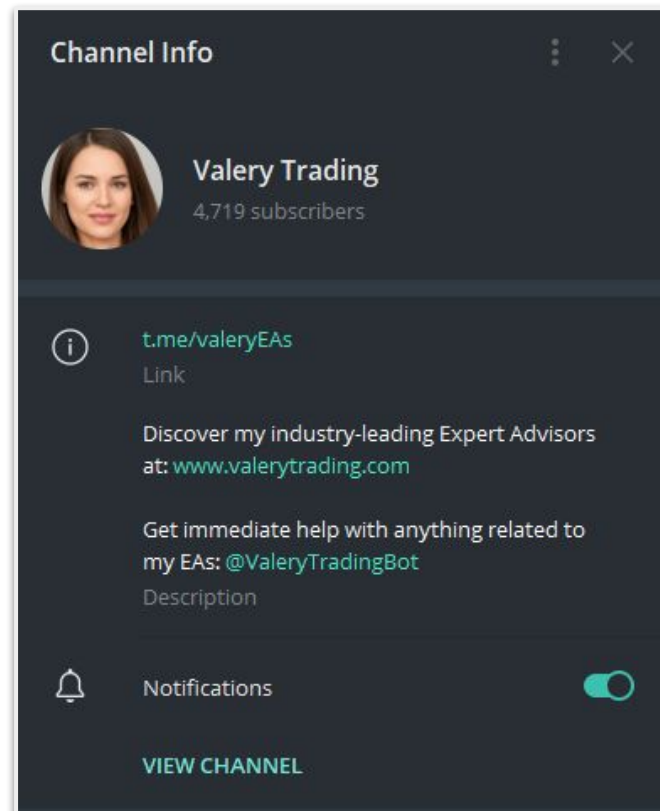
You'll find there my constant updates and thoughts of my expert advisors and market behavior as well as algorithmic trading in general

By keeping up to date with the most relevant information, you'll be able to make the best decisions to maximize your profits while keeping your risk controlled


It can make a big difference, trust me

To follow, just click on the link above and become a subscriber

I recommend you activate notifications so you get notified right away when a new post has been made



# STRATEGY



# Inputs

Once you load ESP on your chart, pop-up box will appear showing settings of your EA. Make sure that all the settings and alerts are correct before clicking OK. A full list of settings is located in the next paragraph

If your broker uses a suffix (e.g. EURUSD.a) you should update names in the Symbols separated by comma parameter

Expert - EveningScalper

About Common Inputs

Variable	Value
ab -----> MM & Risk settings <-----	Select the risk settings
Check for Instances of the EA	true
Allow Opening a new Trade	true
Lot-sizing Method	Fixed Lots
Fixed Lot	0.01
Dynamic Lot (Balance/Equity based)	10000.0
Max Risk per Trade	5.0
Max Lot per Order	200.0
Max Open Lots	200.0
Use Even LotSize	false
Max Spread for Market Orders, in pips	5.0
Max Slippage for a non-ECN acc, in pips	5.0
Max Symbols at a time	5
Max Net Number of Currencies [0-disabled]	2
Allow to Buy/Sell	Buy and Sell
Minimum Free Margin % [0-disabled]	0.0
Max Floating Drawdown %	100.0
Max Floating Drawdown in Money [0-disabled]	0.0

Load Save

OK Cancel Reset



## Description of parameters

---

- Allow Opening a new Trade - on/off opening new trades
- Lot-sizing Method - select the lot sizing method according to the risk you want to take: Fixed Lots will use fixed lot size from the "Fixed lot" parameter, Dynamic Lots will use Dynamic Lot parameter, Max Risk per Trade will calculate lots based on % risk per trade, 3 predefined presets will calculate risk automatically for you
- Fixed Lot - fixed trading lot
- Dynamic Lot - balance/equity to be used per 0.01 lot
- Maximum Lot - max allowed trading lot
- Maximum Spread, in pips - max allowed spread for position closing
- Maximum Slippage for a non-ECN acc, in pips - max allowed slippage
- Maximum Symbols at a time - max allowed number of symbols that can be opened at the same time
- Allow to Buy/Sell - on/off Buy/Sell trades
- Maximum Drawdown Percent - if current floating drawdown exceeds the specified % the EA will close open positions



## Description of parameters

---

- Minimum Price Range, in % ATR [0-disabled] - minimum distance between the upper and lower levels of the price channel, expressed in %ATR
- Medium Impact News - enable/disable news events with medium impact (2 stars news)
- Low Impact News - enable/disable news events with low impact (1 star news)
- Speaks - if false, then the EA will not take into account news events marked as Speeches/Speaks
- News List Refresh Rate - news events list update frequency (selection from the drop-down list)
- Symbol Suffix - here you can specify a symbol suffix if your broker uses one
- Friday Half Lots - halving trading lots on Friday evening
- Handle Max Drawdown Events on Every Tick - enable/disable drawdown event handling on every tick (instead of once a minute that is used by default, it may consume more CPU resources)
- Max Daily Drawdown Limit % FTMO Rules in Money [0-disabled] - maximum daily drawdown limit in MONEY, calculated according to the FTMO rules. Non-trading operations (like withdrawals) during the day are not taken into account



## Description of parameters

---

- Max Daily Drawdown Reset Hour FTMO Rules (Broker time) - hour to reset the max drawdown with the prop firm
- Min Profit To Close Trade Before Midnight, in pips [0-disabled] - automatically closes profitable trades before midnight if the specified profit is reached
- Hide TakeProfit - on/off TakeProfit hiding
- Max Open Lots - here you can put a value limiting the total lots that can be opened by the EA on all currency pairs
- Block Trading for the Entire Day - prohibits opening new trades throughout the day if HV hits the specified level just once at any moment during the day
- Show Stats - show a panel with some statistics



# Risk management

When it comes to selecting a risk level which is appropriate for you personally I recommend using the table below. You can find it also on this [Telegram channel post](#)

Select the risk level with which you get a maximum historical drawdown, which is 1.5 times smaller than what you can handle. That should give you a good estimate of what your ideal risk level is

Historical data / Pairs	Risk settings	Backtest Period	Years	Initial balance, \$	Net Profit, \$	Statistics						
						Total trades	Profit Factor	Recovery Factor	Equity Max DD, %	Max lever. used	Min margin level, %	Annual return*, %
MT5 Dukascopy real ticks, 100ms delay, portfolio of 8 pairs: EURNZD,EURAUD,AUDNZD,NZDCAD,AUDCAD,EURGBP,GBPAUD,GBPCAD	High Risk Set (5% per Pair)	2007-2022	15,25	1000	6159350363	3466	2,51	11,22	33,93	59,95	166,81	178,75
	Mid Risk Set (2% per Pair)	2007-2022	15,25	1000	573699	3466	2,54	25,57	14,36	23,14	432,16	51,69
	Low Risk Set (0.5% per Pair)	2007-2022	15,25	1000	3625	3466	2,64	66,89	3,4	5,55	1801,85	10,56
	Fixed Lot 0.01	2007-2022	15,25	1000	1744	3466	2,81	67,32	1,69	3,90	2562,12	6,84
	Dynamic Lots based on Balance: 0.01 per \$100	2007-2022	15,25	1000	35657834207	3466	2,93	10,46	24,55	63,10	158,47	212,77
	Dynamic Lots based on Balance: 0.01 per \$200	2007-2022	15,25	1000	5989250	3466	2,52	18,06	12,62	30,62	326,57	76,89
	Dynamic Lots based on Balance: 0.01 per \$300	2007-2022	15,25	1000	334580	3466	2,55	26,29	8,4	20,31	492,46	46,43
MT5 Dukascopy real ticks, 100ms delay, portfolio of the best 4 pairs: EURNZD,EURAUD,AUDNZD,NZDCAD	High Risk Set (5% per Pair)	2007-2022	15,25	1000	7314551	1699	2,69	18,04	24,04	40,19	248,82	79,22
	Mid Risk Set (2% per Pair)	2007-2022	15,25	1000	36226	1699	2,8	36,98	10,19	16,18	618,17	26,77
	Low Risk Set (0.5% per Pair)	2007-2022	15,25	1000	1447	1699	2,91	44,16	2,76	4,24	2358,36	6,04
	Fixed Lot 0.01	2007-2022	15,25	1000	892	1699	2,94	46,1	1,74	2,67	3750,03	4,27
	Dynamic Lots based on Balance: 0.01 per \$100	2007-2022	15,25	1000	6755134	1699	2,66	19,93	18,24	33,52	298,31	78,29
	Dynamic Lots based on Balance: 0.01 per \$200	2007-2022	15,25	1000	85064	1699	2,74	33,04	9,39	16,73	597,86	33,93
	Dynamic Lots based on Balance: 0.01 per \$300	2007-2022	15,25	1000	18671	1699	2,79	44,82	6,65	11,11	899,69	21,57




# Strategy

---

- Symbols separated by comma - list of pairs to trade. Suffix needs to be included if your broker uses one
- Hour to Start/Stop Opening Orders - when the EA can start/stop opening new orders. Set Smart Time Filter to false if you want to optimize these parameters
- Smart Time Filter - on/off smart time filter
- Hour to Stop Trading (on Friday) - hour to stop trading (on Friday). All open positions will be closed at this hour
- New Year Holiday Filter - on/off Christmas/New Year filter
- StopLoss, in pips - stop loss value in standard 4 digit pips
- Hide StopLoss - on/off SL hiding
- Swap Filter - cancels trading on Wednesday evening in the direction of the negative swap
- Max Negative Swap, in pips - max negative swap
- News Filter Enabled - on/off News Filter



# TESTIMONIALS





**For Free Forex EA, Indicators and more Visit**  
**ForeXCracked.com**

Join Our Telegram Group Chat To Discuss Further About These.

>>>> <https://t.me/fxcracked>

Free trading system, Reviews of Brokers, EA and more.

>>>> <https://www.fxcracked.com>

Our forum

>>>> <https://www.JustForForex.com>

Our Discord Channel



>>>> <https://discord.gg/43P5CRk>

Reliable and Trusted FOREX VPS

>>>> <https://fxvm.net/>

Our Trusted Broker List



>>>> <http://bit.ly/Trusted-Brokers>

	Min Deposit of 5\$ Allow Cent Account Levergae up to 1:888	<a href="#">Register</a>
	Min Deposit of 20\$ Allow USA Traders Levergae up to 1:500	<a href="#">Register</a>

## Trusted Forex Signals

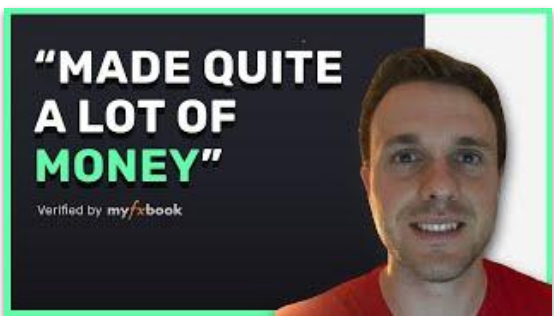
	 trade_with_sam Earn While Learn ★★★★★ 5.0 (41 reviews)	<b>FOREX SIGNALS</b> 600 to 800 Pips Weekly 90% Accurate
--	---	--

**Free 30\$ No Deposit Forex Bonus**

Get your <b>\$30 Trading Bonus*</b>	 
<small>*T&amp;Cs apply. Forex and CFD trading is high risk and can result in the loss of all your invested capital.</small>	<a href="#">Open an Account</a>

## Testimonials

Since being released on June of 2021, my Expert Advisors got a lot of attention, and **+1500** clients with whom we've formed, in my humble opinion, the best trading community in the world. I consider my EAs to be only as good as my clients say they are, so here is what a few of them have to say:



**"MY PROFIT IS  
207% IN 7  
MONTHS"**

Verified by myfxbook



**"I'M MAKING  
3 TO 4 TIMES  
MY SALARY"**

Verified by myfxbook



**"I MADE  
\$40.000  
PROFITS  
IN ONE  
YEAR"**

Verified by myfxbook



**"I MADE +245%  
IN JUST 14  
MONTHS"**

Verified by myfxbook



**"I'VE BEATEN  
INFLATION  
IN ONLY  
3 MONTHS"**

Verified by myfxbook



**"I AM MAKING  
MONEY FROM  
A BEACH IN  
TUNISIA"**

Verified by myfxbook



**"MORE THAN  
ONE YEAR  
WITH GREAT  
PROFITS"**

Verified by myfxbook



**"I GUARANTEE  
YOU WILL BE  
IMPRESSED"**

Verified by myfxbook



**"YOU GET  
INCREDIBLE  
OUTCOME"**

Verified by myfxbook



**"GREAT TOOL  
FOR PASSIVE  
INCOME"**

Verified by myfxbook



**"THE EAs ARE  
GREAT BUT THE  
COMMUNITY IS  
PHENOMENAL"**

Verified by myfxbook



**"FANTASTIC  
EAs, SUPER  
RETURNS"**

Verified by myfxbook



**"FOR THE 1st  
TIME I SLEEP  
VERY WELL"**

Verified by myfxbook



**"GOOD PROFITS  
AND PEACE  
OF MIND"**

Verified by myfxbook



**"I'M HAPPY  
WITH +30%  
PER YEAR"**

Verified by myfxbook



**"I MADE  
\$10.468 IN  
4 MONTHS"**

Verified by myfxbook



**"I MADE  
46.91% IN  
10 MONTHS"**

Verified by myfxbook



**"I AM MAKING  
9.7% EACH  
MONTH"**

Verified by myfxbook



AD

Arno Doberti

1 review NA

★★★★★

Verified

Apr 23, 2023

Professional service from Valery Trading Forex Ea's

I am new to trading with Forex Ea's - have been trading manually for the last 11 years. What amazes me the most is that the owner/developer Valeriia takes the time to write/reply personally to all the questions asked. This lady has vast experience in Trading and is one of the very few developer of Ea's whom you can trust. Martin is also always helpful. Very professional service.

**Date of experience:** April 12, 2023

CB

CRAIG BEETS

2 reviews AU

★★★★★

Verified

Jan 23, 2023

Like a breath of fresh air in Forex Trading

Like a breath of fresh air in Forex Trading. Only forex business i've seen that gives a free trial to prove the products,support and easy to use setup instructions. Several different strategy's to suit different traders risk factors with good proven backup information on MQL5 and myfxbook.Only downside is i can't give more than five stars.

**Date of experience:** January 02, 2023

TM

Taher MHAMDI

2 reviews ES

★★★★★

Verified

Feb 17, 2023

Everything about Valeria products is a...

Everything about Valeria products is a great. Quality of the EA s in terms of trades, Balance protection by SL, settings of the EAs are totally customisable with some predefined strategy, documentation about the EAs are well detailed, videos, backtesting of the EAs are for a several years. Highly recommended

**Date of experience:** February 09, 2023

MA

Mattias

2 reviews SE

★★★★★

Verified

Updated Mar 24, 2023

WakaWaka and Golden Pickaxe...

I use both WakaWaka and Golden Pickaxe and both works well. It is important to keep low risk settings, as both programs are aggressive when moving in the opposite direction. Otherwise there will be large positions and too high risk. I can recommend both programs.

**Date of experience:** March 23, 2023

IA

Isaac Adjiei

1 review GH

★★★★★

Verified

Updated Apr 20, 2023

Highly Effective EAs for Consistent Growth and Compounded Returns

I've been using Valery Trading's EAs (Expert Advisors) for a while now, and I've been extremely satisfied with their consistent growth and compounded returns. Their team of experts is highly knowledgeable and has developed advanced EAs that have helped me automate and optimize my trading strategies. The EAs are reliable and user-friendly, making it easy to track and manage investments. Overall, I highly recommend Valery Trading's EAs to anyone seeking consistent growth, compounded returns, and reliable trading automation tools.

**Date of experience:** March 31, 2023

TJ

TJS

1 review HU

★★★★★

Verified

Mar 15, 2023

Super constant GoldenPickaxe

Super constant, smooth growing.

Tool could be left alone without manual intervention, even if hard forex times.

I recommend to everyone who are looking for smoth-stable-growth-for-long-run and for those who wish to have a partner(Valery's products alike GoldenPickaxe) who can trust to keep your balance growth. Also Valery(Valeriia Mishchenko) always response and help you out and advise any questions - so You could count on her.

**Date of experience:** March 14, 2023

VM

Victor Manuel Avila Figueroa

2 reviews MX

★★★★★

Verified

Apr 19, 2023

Beyond expectations

Beyond expectations. The EA waka waka is a real profitable tool. Valery should change the name to THE TRUTH.

**Date of experience:** April 10, 2023

CH

Charles

1 review BR

★★★★★

Apr 5, 2023

The EAs offered by Valery Trading are...

The EAs offered by Valery Trading are known for their accuracy, reliability, and performance. They are thoroughly tested and optimized to ensure that they are working efficiently and effectively. Also a great support team, always ready to help.

**Date of experience:** April 04, 2023

JO

JohnFranks

4 reviews TH

★★★★★

Verified

Mar 22, 2023

Waka Waka forex trading bot

The Waka Waka forex trading bot is a solid investment for those looking to automate their forex trading strategy. As with any product, you get what you pay for, and this bot delivers on its promises. I've made profits using this bot, and the support from the Valery Trading team has been exceptional. They are always quick to respond and offer helpful solutions to any issues that arise. Overall, I highly recommend the Waka Waka forex trading bot to anyone looking to increase their profits in the forex market.

**Date of experience:** February 22, 2023

RO

Robert

1 review DE

★★★★★

Verified

Apr 10, 2023

Perfect Start into Forex

I am part of this community for 2 months now and I am impressed. You can learn a lot if you are new in the chat group and Valery and her team are very responsive for answering questions and giving feedback. As well, they give advise on how to behave or set risk in difficult or changing market conditions. GREAT SUPPORT!!! Not to say, that her grid EAs work fine, you just have to know what is going on and manage your risk accordingly. Greed will distroy any account everywhere I think.

**Date of experience:** April 10, 2023

AS

Alan Shambrook

1 review AU

★★★★★

Verified

Mar 8, 2023

Very Professional Developer

The site and accessibility was one of the best I have seen. The instructions and information available about the EA are top level. No information has been hidden. I would recommend this EA.

**Date of experience:** February 28, 2023

JH

Jaroslav H

3 reviews CZ

★★★★★

Verified

Jan 5, 2023

Miraculous Valery

Hello, I want to thank you for your unparalleled service. Valery is very pleasant and promptly deals with any help. I am very satisfied with her approach. His EAs are second to none. We should address her "The Miraculous Valery"

Sincerely, JH.

**Date of experience:** January 05, 2023





**Jia Meng Pang**  
1 review    🌐 US



Verified

Dec 27, 2022

### Valleria EA has changed my life forever

I've used many different types of EA previously but none is as consistent and intelligent as Golden Pickaxe EA by Valleria Trading..... i'm really impressed on the winning percentage albeit i understand that with the 5 setting options provided for us to choose our trading risks, i preferred Risk Vol set file and it suits my risk appetite very well. The after service support from the team is great!

**Date of experience:** December 19, 2022



**Richard**  
6 reviews    🌐 GB



Verified

Dec 14, 2022

### Brilliant EAS and Brilliant customer service!

I have been a long time customer of Valeria, her eas are very good (I would say the best on the market) she stands by them with proven track records. Valeria will go above and beyond to help you out if you need it. I had some experience also with Martin who I think works with Valeria he was very helpful also and a pleasure to deal with. 5 stars from me. Thanks for being awesome guys :)

**Date of experience:** December 01, 2022



**David A. Bushnell**  
4 reviews    🌐 TH



Dec 2, 2022

### Best Source for Profitable Forex EA's

Simply the best source for smart, profitable expert advisors (EA's) for MetaTrader forex trading. As a developer, Val is 100% mindful and caring of her clients' support needs. She could hire others to do the job, but she wants to provide the individual attention herself. Her EA's have the latest in tech advances as time goes by and analytics grow more sophisticated. My personal favorite EA is WakaWaka: very profitable and customizable. I'm now learning the Golden Pickaxe EA which shows great promise with numerous hi-tech analytical functions for profitably trading the volatile gold market.

**Date of experience:** December 02, 2022



**J-man**  
2 reviews    🌐 AU



Oct 6, 2022

### Highly recommend Valeria and her services

Valeria is the best MQL5 developer and trader I have worked with. I highly recommend Valeria and her services. She has set the benchmark for amazing service. Thank you!

**Date of experience:** October 06, 2022



**cadmiel kikan**  
1 review    🌐 BJ



Dec 15, 2022

### I've been Valérie trading for much more...

I've been Valérie trading for much more than 1 year And it's the best when it comes to trading robot She has made algorithms defying all the market she is always active and totally transparent It offers the possibility to use its EAs for free for 14 days in real or demo No other designer offers this Big up to you

**Date of experience:** December 14, 2022



**Juan Pablo Mallarino**  
3 reviews    🌐 CO



Verified

Dec 14, 2022

### Reliable and supportive

All I can say is that their products are fantastic. I only wish I had them all! On top of that their service and response times are optimal. Thank you!

**Date of experience:** November 30, 2022



**Mayoonrasak Muensri**  
1 review    🌐 TH



Verified

Nov 8, 2022

### The program has very good stability and...

The program has very good stability and low DD. And the service provider can answer your questions well and quickly. For anyone looking for a good, safe EA, you should start from here. Highly recommended.

**Date of experience:** October 25, 2022



**WALTERWALTER**  
1 review    🌐 CH



Oct 19, 2022

### Lifechanging EA's - EXCELLENT!

I have been using Valerys EA for a long time now, I and have to say hands down it's the best decision I have ever made. Especially Waka Waka is definitely my fav of her EA, delivery profits every day with zero to none drawdown. Valery as a person and her community is excellent, every fast response time - always helpful

**Date of experience:** October 18, 2022



**Sathesh K**  
2 reviews    🌐 AU



Dec 14, 2022

### I have tried many EAs for Forex...

I have tried many EAs for Forex trading, most of them failed until I found Valery's EAs. They are one of the best in the market. The support you get from Valery and the team is extremely good. All of her EAs have live myfxbook verified accounts , detailed back test results and optimised set files. Valery goes out of her way to support her customers and provides free lifetime updates.

**Date of experience:** December 13, 2022



**Sergio Ramos**  
1 review    🌐 US



Dec 14, 2022

### Long term profits....

The community that Valery's EA have are by far the best.. the channels are filled with very knowledgeable users that make the experience much better when dealing with the EAs. Not just limited to any single EA. The community the EAs have really brings out the best in these EAs and help making these EAs profitable long term.

**Date of experience:** December 13, 2022



**Scott D Smith**  
8 reviews    🌐 GB



Verified

Nov 4, 2022

### very very impressed

i've been algo / bot trading for 3 years now, constantly looking for better and better bots and i've finally found one with Valery's "waka" bot - after 100s of back tests i'm confident it using it on all my accounts and Valery is extremely helpful and wants you to succeed. i would highly recommend using their EA

**Date of experience:** November 01, 2022



**Ali Sleiman**  
3 reviews    🌐 KW



Verified

Oct 7, 2022

### EAs are profitable and trusted

EAs are profitable on the long run. Risk is low profit is reasonable. No magic profits. No dreams The author is so kind and supportive and SMART

**Date of experience:** October 10, 2021

